

4.1.2 Percentage of expenditure excluding salary, for Infrastructure Development and Augmentation

| Breakup details of Expenditure for Infrastructure Development & Augmentation | | | | | |
|--|--------------|--------------|-------------|-------------|--------------|
| Academic Year/ Expenditure Heads | 2022-2023 | 2021-2022 | 2020-2021 | 2019-2020 | 2018-2019 |
| Infrastructure Development & Augmentation | 8,67,17,015 | 7,09,47,450 | 3,93,74,375 | 2,44,68,296 | 4,46,81,847 |
| Total amount Excluding salary component | 26,13,68,578 | 18,77,15,408 | 9,02,66,484 | 9,71,02,866 | 10,56,41,866 |
| % Amount | 33.18 | 37.8 | 43.62 | 25.2 | 42.3 |
| Average | 36.42% | | | | |



Principal
CMR INSTITUTE OF TECHNOLOGY
Kandlakoya (V), Medchal Road,
Hyderabad-501 401.



For P R Chandra & Co
Chartered Accountants
FRN 018985S
CA P Ravichandra
Proprietor
M No. 230754


FY:2018-2019


**MGR EDUCATIONAL SOCIETY
(CMR INSTITUTE OF TECHNOLOGY)**

BALANCE SHEET AS ON 31.03.2019

| LIABILITIES | AMOUNT | ASSETS | AMOUNT |
|-------------------------|--------------------|-------------------------------|--------------------|
| GENERAL FUND | (5,102,354) | FIXED ASSETS | 187,056,413 |
| SUNDRY CREDITORS | 9,247,742 | DEPOSITS | 550,910 |
| OUTSTANDING LIABILITIES | 306,752,748 | PUR. & ADVANCES & RECEIVABLES | 114,824,797 |
| INTER TRANSFER RECEIPTS | 3,430,560 | CASH & BANK BAL. | 11,896,576 |
| | <u>314,328,697</u> | | <u>314,328,696</u> |

For M R K REDDY & Co.
Chartered Accountants
FRN : 003265S


(M. RAMAKRISHNA REDDY)
Proprietor
MNO: 27546



For M.G.R. Educational Society


Secretary



Principal
CMR INSTITUTE OF TECHNOLOGY
Kandlakoya (V), Medchal Road,
Hyderabad-501 401.


MGR EDUCATIONAL SOCIETY (CMR INSTITUTE OF TECHNOLOGY)

INCOME & EXPENDITURE FOR THE YEAR ENDED 31.03.2019

| EXPENDITURE | AMOUNT | INCOME | AMOUNT |
|---|-------------------|-------------------------|-------------|
| To Advertisement Charges | 2,688,797 | By Tuition Fee | 227,393,000 |
| To Audit Fee | 11,800 | By JNTU & Admission Fee | 10,565,000 |
| To Bank Charges | 17,780 | By NBA FEE | 9,315,000 |
| To Books & Periodicals | 449,726 | By Transport Fee | 17,280,000 |
| To Building Maintenance (Construction) | 532,799 | By Hostel Fee | 18,074,000 |
| To Bus Hire Charges | 7,990,856 | By Exam Fee Receipts | 8,401,960 |
| To College Function Exp | 722,455 | By Interest on FDR's | 1,792,216 |
| To Computer Pheriperals | 391,685 | By Other Receipts | 1,495,062 |
| To Convenor TSCET | 70,000 | | |
| To E Journals & News Papers | 1,015,610 | | |
| To Electricity Charges | 3,102,574 | | |
| To Employer PF Contribution | 1,407,673 | | |
| To Exam Fee Exps | 7,692,049 | | |
| To Garden Expenses | 541,380 | | |
| To Generator Maintenance | 438,721 | | |
| To Guest Faculty Remuneration | 142,500 | | |
| To Hostel Expenses | 9,739,974 | | |
| To Internet Charges | 250,000 | | |
| To Internal Audit Fee | 570,000 | | |
| To JNTU Common Service Fee | 4,548,000 | | |
| To JNTU Inspection Fee | 192,800 | | |
| To JNTUH Ratification Expenses | 110,000 | | |
| To Lab Maintenance Expenses | 839,760 | | |
| To Meetings & Seminars | 422,120 | | |
| To Membership & Subscription Exps | 65,195 | | |
| To NAAC Expenses | 110,252 | | |
| To NBA Expenses | 413,000 | | |
| To Office Maintenance | 2,290,577 | | |
| To Postage & Telegrams | 453,295 | | |
| To Printing & Stationary | 504,566 | | |
| To Rates & Taxes | 761,402 | | |
| To Repairs & Maintenance | 669,851 | | |
| To Research & Development | 3,460,073 | | |
| To Salaries & Wages | 189,681,026 | | |
| To Security Charges | 1,150,289 | | |
| To Software Expenses | 2,184,518 | | |
| To Sports & Games | 383,288 | | |
| To Staff Development Programms | 660,380 | | |
| To Staff Welfare | 678,440 | | |
| To Students Projects & Development | 724,000 | | |
| To Student Welfare | 385,430 | | |
| To TAFRC Fee | 45,000 | | |
| To Telephone Charges | 146,596 | | |
| To Training & Placement Exp. | 3,275,965 | | |
| To Transport Charges | 81,100 | | |
| To Travelling & Conveyance | 273,088 | | |
| To TSCHE Processing Fee | 244,400 | | |
| To Vehicle Insurance | 530,459 | | |
| To Vehicle Maintenance (Vehicle Purchase) | 2,862,763 | | |
| To Workshop Exps | 328,302 | | |
| To Depreciation | 18,349,550 | | |
| Excess of Income Over Expenditure | 19,714,373 | | |

294,316,238

For M R K REDDY & Co.
Chartered Accountants
FRN : 003265S
[Signature]
(M. RAMAKRISHNA REDDY)
Proprietor
M.D.S.O: 27546



For M.G.R. Educational Society

[Signature]
Secretary



[Signature]
Principal

294,316,238

MGR EDUCATIONAL SOCIETY (CMR INSTITUTE OF TECHNOLOGY)

BALANCE SHEET SCHEDULES AS ON 31-03-2019

GENERAL FUND:

| | |
|---------------------------|--------------------|
| Opening | (24,816,727) |
| Add: Surplus for the Year | 19,714,373 |
| | <u>(5,102,354)</u> |

SUNDRY CREDITORS:

| | |
|--------------------------------|------------------|
| Associated Broad Casting | 749,960 |
| Bhagya Lakshmi Enterprises | 7,928,822 |
| Coign Consultannts | 168,750 |
| Future Step | 33,276 |
| Mechtrix Engineers | 10,620 |
| Scientech Technologies Pvt Ltd | 143,724 |
| Superkleen | 7,788 |
| SVA Security Services | 97,317 |
| Techno Systems | 107,485 |
| | <u>9,247,742</u> |

OUTSTANDING LIABILITIES:

| | |
|-----------------------------------|--------------------|
| Bus Hire Charges Payable | 472,707 |
| Caution Deposit | 2,695,000 |
| MRK & CO | 11,800 |
| P.F. Payable | 183,597 |
| Professional Tax Payable | 43,050 |
| Salaries & Wages Payable | 294,898,365 |
| Scholarships Payable | 5,800,512 |
| Staff Welfare Association Payable | 202,800 |
| TDS Payable | 2,444,917 |
| | <u>306,752,748</u> |



For M.G.R. Educational Society

[Signature]
Secretary

[Signature]

MGR EDUCATIONAL SOCIETY (CMR INSTITUTE OF TECHNOLOGY)

BALANCE SHEET SCHEDULES AS ON 31-03-2019

PUR. & ADVANCES & RECEIVABLES:

| | |
|------------------------|-------------|
| Advanced to Suppliers | 540,499 |
| Income Tax Refundable | 300,000 |
| TDS Receivable | 1,265,864 |
| Tuition Fee Receivable | 112,579,050 |
| AICTE Grant - SERB | (275,000) |
| Sundry Debtors | 414,384 |

114,824,797

INTER TRANSFER RECEIPTS:

| | |
|-----------------------------------|-------------|
| CMR College of Engineering & Tect | 9,027,222 |
| CMR College of Pharmacy | (5,596,662) |

3,430,560

DEPOSITS:

| | |
|---------------------|---------|
| FDR-327403030189624 | 159,273 |
| Electricity Deposit | 391,637 |

550,910

CASH & BANK BALANCES:

| | |
|----------------------------|-----------|
| Hdfc Bank - 16402320000160 | 3,281,895 |
| Hdfc Bank - 16408640000021 | 4,606,088 |
| Hdfc Bank - 50200031367880 | 136,260 |
| ICICI Bank - 279801000244 | 27,379 |
| SBI - 30532849525 | 3,474,274 |
| Cash Balance | 370,681 |

11,896,577



For M.G.R. Educational Society

[Signature]
Secretary

[Signature]

MGR EDUCATIONAL SOCIETY (CMR INSTITUTE OF TECHNOLOGY)

FIXED ASSETS SCHEDULE AS ON 31-03-2019

| PARTICULARS | DEP. RATE | OP.BAL. 01-04-2018 | ADDITIONS | | TOTAL | DEPRECIATION | W.D.V. CLG.BAL. 31-03-2019 |
|------------------------|-----------|--------------------|-------------------|-------------------|--------------------|-------------------|----------------------------|
| | | | BEF.SEP.18 | AFT.SEP.18 | | | |
| LAND | | 10,775,310 | - | - | 10,775,310 | | 10,775,310 |
| BUILDINGS & CIVIL WORK | 10% | 103,809,861 | 9,318,727 | 2,236,356 | 115,364,944 | 11,424,677 | 103,940,267 |
| BUSES | 15% | | 3,926,000 | 11,682,374 | 15,608,374 | 976,719 | 14,631,655 |
| COMPUTERS | 40% | 752,451 | 116,650 | 5,666,570 | 6,535,671 | 370,239 | 6,165,432 |
| FURNITURE & FIXTURES | 10% | 11,764,614 | 880,600 | 373,200 | 13,018,414 | 1,283,181 | 11,735,233 |
| GENERATOR | 15% | 1,040,853 | - | - | 1,040,853 | 104,085 | 936,768 |
| LAB EQUIPMENT | 15% | 17,963,699 | 1,435,842 | 1,961,553 | 21,361,094 | 2,038,032 | 19,323,062 |
| LIBRARY | 10% | 6,383,390 | 278,391 | 194,698 | 6,856,479 | 675,913 | 6,180,566 |
| OFFICE EQUIPMENT | 15% | 8,348,653 | 844,065 | 101,200 | 9,293,918 | 924,332 | 8,369,586 |
| SOLAR EQUIPMENT | 40% | 4,067,600 | - | - | 4,067,600 | 406,760 | 3,660,840 |
| SPORTS & EQUIPMENT | 15% | 1,428,955 | - | 54,351 | 1,483,306 | 145,613 | 1,337,693 |
| | | 166,335,386 | 16,800,275 | 22,270,302 | 205,405,963 | 18,349,550 | 187,056,413 |



For M.G.R. Educational Society

[Signature]
Secretary

[Signature]

Principal
CMR INSTITUTE OF TECHNOLOGY
Kandlakoya (V), Medchal Road,
Hyderabad-501 401.

Audit report under section 12A(b) of the Income-tax Act, 1961, in the case of charitable or religious trusts or institutions

We have examined the balance sheet of M G R Educational Society, AAATM8546M [name and PAN of the trust or institution] as at 31/03/2019 and the Profit and loss account for the year ended on that date which are in agreement with the books of account maintained by the said trust or institution.

We have obtained all the information and explanations which to the best of our knowledge and belief were necessary for the purposes of the audit. In our opinion, proper books of account have been kept by the head office and the branches of the abovenamed institution visited by us so far as appears from our examination of the books, and proper Returns adequate for the purposes of audit have been received from branches not visited by us, subject to the comments given below:

In our opinion and to the best of our information, and according to information given to us, the said accounts give a true and fair view-

(i) in the case of the balance sheet, of the state of affairs of the above named institution as at 31/03/2019 and

(ii) in the case of the profit and loss account, of the profit or loss of its accounting year ending on 31/03/2019

The prescribed particulars are annexed hereto.

Place Hyderabad
Date 26/10/2019

Name
Membership Number
FRN (Firm Registration Number)
Address

M Ramakrishna Reddy

027546

003265S

Flat No: 101, Manohar Apartm
ents, Vidyanagar, Hyderabad -5
00044



ANNEXURE

Statement of particulars

I. APPLICATION OF INCOME FOR CHARITABLE OR RELIGIOUS PURPOSES

| | | |
|-----|--|-----------|
| 1. | Amount of income of the previous year applied to charitable or religious purposes in India during that year (₹) | 729793370 |
| 2. | Whether the institution has exercised the option under clause (2) of the Explanation to section 11(1) ? If so, the details of the amount of income deemed to have been applied to charitable or religious purposes in India during the previous year (₹) | No |
| 3. | Amount of income accumulated or set apart for application to charitable or religious purposes, to the extent it does not exceed 15 per cent of the income derived from property held under trust wholly for such purposes. (₹) | No |
| 4. | Amount of income eligible for exemption under section 11(1)(c) (Give details) | No |
| 5. | Amount of income, in addition to the amount referred to in item 3 above, accumulated or set apart for specified purposes under section 11(2) (₹) | 0 |
| 6. | Whether the amount of income mentioned in item 5 above has been invested or deposited in the manner laid down in section 11(2)(b) ? If so, the details thereof. | No |
| 7. | Whether any part of the income in respect of which an option was exercised under clause (2) of the Explanation to section 11(1) in any earlier year is deemed to be income of the previous year under section 11(1B) ? If so, the details thereof (₹) | No |
| 8. | Whether, during the previous year, any part of income accumulated or set apart for specified purposes under section 11(2) in any earlier year- | |
| (a) | has been applied for purposes other than charitable or religious purposes or has ceased to be accumulated or set apart for application thereto, or | No |
| (b) | has ceased to remain invested in any security referred to in section 11(2)(b)(i) or deposited in any account referred to in section 11(2)(b)(ii) or section 11(2)(b)(iii), or | No |
| (c) | has not been utilised for purposes for which it was accumulated or set apart during the period for which | No |

Principal

it was to be accumulated or set apart, or in the year immediately following the expiry thereof? If so, the details thereof

II. APPLICATION OR USE OF INCOME OR PROPERTY FOR THE BENEFIT OF PERSONS REFERRED TO IN SECTION 13(3)

| | | |
|----|---|----|
| 1. | Whether any part of the income or property of the institution was lent, or continues to be lent, in the previous year to any person referred to in section 13(3) (hereinafter referred to in this Annexure as such person)? If so, give details of the amount, rate of interest charged and the nature of security, if any. | No |
| 2. | Whether any part of the income or property of the institution was made, or continued to be made, available for the use of any such person during the previous year? If so, give details of the property and the amount of rent or compensation charged, if any. | No |
| 3. | Whether any payment was made to any such person during the previous year by way of salary, allowance or otherwise? If so, give details | No |
| 4. | Whether the services of the institution were made available to any such person during the previous year? If so, give details thereof together with remuneration or compensation received, if any | No |
| 5. | Whether any share, security or other property was purchased by or on behalf of the institution during the previous year from any such person? If so, give details thereof together with the consideration paid | No |
| 6. | Whether any share, security or other property was sold by or on behalf of the institution during the previous year to any such person? If so, give details thereof together with the consideration received | No |
| 7. | Whether any income or property of the institution was diverted during the previous year in favour of any such person? If so, give details thereof together with the amount of income or value of property so diverted | No |
| 8. | Whether the income or property of the institution was used or applied during the previous year for the benefit of any such person in any other manner? If so, give details | No |


III. INVESTMENTS HELD AT ANY TIME DURING THE PREVIOUS YEAR(S) IN CONCERNS IN WHICH PERSONS REFERRED TO IN SECTION 13(3) HAVE A SUBSTANTIAL INTEREST

| S. No. | Name and address of the concern | Where the concern is a company, number and class of shares held | Nominal value of the investment(₹) | Income from the investment(₹) | Whether the amount in col. 4 exceeded 5 per cent of the capital of the concern during the previous year-say, Yes/No |
|--------------|---------------------------------|---|------------------------------------|-------------------------------|---|
| Total | | | | | |

Place **Hyderabad**
Date **26/10/2019**

Name
Membership Number
FRN (Firm Registration Number)
Address

(Signature)
M Ramakrishna Reddy
027546
0032658
Flat No: 101, Manohar Apartm
ents, Vidyanagar, Hyderabad -5
00044
UDIN : 19027546AAAID3920



| | |
|---------------------|----------|
| Form Filing Details | |
| Revision/Original | Original |

(Signature)

FY: 2019-2020

| INDIAN INCOME TAX RETURN ACKNOWLEDGEMENT | | | | Assessment Year 2020-21 |
|--|--|---------------------------------|-----------------|-----------------------------------|
| [Where the data of the Return of Income in Form ITR-1 (SAHAJ), ITR-2, ITR-3, ITR-4(SUGAM), ITR-5, ITR-6, ITR-7 filed and verified] (Please see Rule 12 of the Income-tax Rules, 1962) | | | | |
| PAN | AAATM8546M | | | |
| Name | M.G.R.EDUCATIONAL SOCIETY | | | |
| Address | 173, Mallareddy Gardens, , Bowenpally, Secunderabad, TELANGANA, 500011 | | | |
| Status | AOP/BOI | Form Number | ITR-7 | |
| Filed u/s | 139(1)-On'or before due date | e-Filing Acknowledgement Number | 262870891150221 | |
| Taxable Income and Tax details | Current Year business loss, if any | 1 | 0 | |
| | Total Income | | 0 | |
| | Book Profit under MAT, where applicable | 2 | 0 | |
| | Adjusted Total Income under AMT, where applicable | 3 | 0 | |
| | Net tax payable | 4 | 0 | |
| | Interest and Fee Payable | 5 | 0 | |
| | Total tax, interest and Fee payable | 6 | 0 | |
| | Taxes Paid | 7 | 837076 | |
| (+)Tax Payable /(-)Refundable (6-7) | 8 | -837080 | | |
| Dividend Tax Distribution Tax details | Dividend Tax Payable | 9 | 0 | |
| | Interest Payable | 10 | 0 | |
| | Total Dividend tax and interest payable | 11 | 0 | |
| | Taxes Paid | 12 | 0 | |
| | (+)Tax Payable /(-)Refundable (11-12) | 13 | 0 | |
| Accreted Income & Tax Detail | Accreted Income as per section 115TD | 14 | 0 | |
| | Additional Tax payable u/s 115TD | 15 | 0 | |
| | Interest payable u/s 115TE | 16 | 0 | |
| | Additional Tax and interest payable | 17 | 0 | |
| | Tax and interest paid | 18 | 0 | |
| (+)Tax Payable /(-)Refundable (17-18) | 19 | 0 | | |
| Income Tax Return submitted electronically on <u>15-02-2021 18:13:25</u> from IP address <u>183.82.99.209</u> and verified by <u>GOPAL REDDY CHAMAKURA</u> | | | | |
| having PAN <u>ABJPC6525E</u> on <u>15-02-2021 18:13:25</u> from IP address <u>183.82.99.209</u> using Digital Signature Certificate (DSC). | | | | |
| DSC details: <u>16899782CN=e-Mudhra Sub CA for Class 2 Individual 2014,OU=Certifying Authority,O=eMudhra Consumer Services Limited,C=IN</u> | | | | |
| DO NOT SEND THIS ACKNOWLEDGEMENT TO CPC, BENGALURU | | | | |

MGR EDUCATIONAL SOCIETY (CMR INSTITUTE OF TECHNOLOGY)

BALANCE SHEET AS ON 31.03.2020

| LIABILITIES | AMOUNT | ASSETS | AMOUNT |
|-------------------------|--------------------|-------------------------------|--------------------|
| GENERAL FUND | 5,134,595 | FIXED ASSETS | 183,508,288 |
| SUNDRY CREDITORS | 6,232,922 | DEPOSITS | 49,820,466 |
| OUTSTANDING LIABILITIES | 375,001,474 | PUR. & ADVANCES & RECEIVABLES | 135,177,719 |
| | | INTER TRANSFER RECEIPTS | 5,571,440 |
| | | CASH & BANK BAL. | 12,291,080 |
| | 386,368,993 | | 386,368,993 |

For P R Chandra & Co.
Chartered Accountants
FRN:018985S

P Ravichandra

CA P Ravichandra
Proprietor
M.No. 230754



For M.G.R. Educational Society

C. Srinivas Reddy
Secretary

S. Srinivas Reddy

MGR EDUCATIONAL SOCIETY (CMR INSTITUTE OF TECHNOLOGY)

INCOME & EXPENDITURE FOR THE YEAR ENDED 31.03.2020

| EXPENDITURE | AMOUNT | | INCOME | AMOUNT |
|---|-------------------|----|-------------------------|-------------|
| To Advertisement Charges | 2,269,083 | By | Tuition Fee | 247,452,000 |
| To AICTE Fee | 150,000 | By | JNTU & Admission Fee | 10,392,500 |
| To Audit Fee | 354,000 | By | NBA FEE | 9,444,000 |
| To Bank Charges | 16,878 | By | Transport Fee | 18,324,000 |
| To Books & Periodicals | 263,456 | By | Exam Fee Received | 12,008,740 |
| To Building Maintenance Exps (Construction) | 1,448,347 | By | Hostel Fee | 27,029,216 |
| To Bus Hire Charges | 190,847 | By | Research Funds Received | 4,234,000 |
| To College Function / Festival Exps | 1,718,290 | By | Interest on FDR's | 2,560,608 |
| To Computer Peripherals | 443,200 | By | Other Receipts | 2,231,164 |
| To Convenor TSCET, | 40,000 | | | |
| To E Journals & News Papers | 1,224,800 | | | |
| To Electricity Charges | 3,273,059 | | | |
| To Employer PF Contribution | 1,119,239 | | | |
| To Exam Fee & Expenses | 8,743,373 | | | |
| To Garden Maintenance | 772,900 | | | |
| To Generator Maintenance | 752,797 | | | |
| To Guest Faculty Remuneration | 168,223 | | | |
| To Hostel Expenditure | 17,858,080 | | | |
| To Internet Charges | 300,000 | | | |
| To Insurance Exps | 411,437 | | | |
| To JNTU Affiliation Fee | 2,362,000 | | | |
| To JNTU Common Service Fee | 5,392,000 | | | |
| To JNTU Inspection Fee | 183,300 | | | |
| To JNTU Ratification Fee | 144,000 | | | |
| To Lab Maintenance | 939,857 | | | |
| To Meeting & Seminars | 398,823 | | | |
| To Membership & Subscriptions | 21,938 | | | |
| To Office Maintenance | 2,453,214 | | | |
| To Postage & Telegrams | 445,166 | | | |
| To Printing & Stationary | 1,127,506 | | | |
| To Rates & Taxes | 595,979 | | | |
| To Repairs & Maintenance | 841,785 | | | |
| To Research & Development | 5,292,197 | | | |
| To Salaries & Wages | 222,788,289 | | | |
| To Scholarships | 1,882,200 | | | |
| To Security Charges | 1,130,897 | | | |
| To Software Exps | 1,024,454 | | | |
| To Sports & Games | 504,608 | | | |
| To Staff Development Programme | 2,493,300 | | | |
| To Staff Welfare | 283,903 | | | |
| To Student Projects & Developments | 1,102,280 | | | |
| To Student Welfare | 303,750 | | | |
| To TAFRC Fee | 100,000 | | | |
| To Telephone Charges | 145,141 | | | |
| To Training & Placement Exps | 4,839,754 | | | |
| To Travelling & Conveyance | 211,443 | | | |
| To TSCHE Fee | 141,000 | | | |
| To Vehicle Maintenance (Vehicle Purchase) | 5,933,781 | | | |
| To Depreciation | 18,838,705 | | | |
| Excess of Income Over Expenditure | 10,236,949 | | | |



For M.G.R. Educational Society
[Signature]
Secretary

333,676,228

333,676,228

For P R CHANDRA & CO.
Chartered Accountants
FRN: 0189855

[Signature]

CA P Ravichandra
Proprietor
M.No: 230754



[Signature]

Principal
CMR INSTITUTE OF TECHNOLOGY
Kandlakoya (V), Medchal Road,
Hyderabad-501 401.

MGR EDUCATIONAL SOCIETY (CMR INSTITUTE OF TECHNOLOGY)

BALANCE SHEET SCHEDULES AS ON 31-03-2020

GENERAL FUND:

| | |
|---------------------------|------------------|
| Opening | (5,102,353) |
| Add: Surplus for the Year | 10,236,949 |
| | <u>5,134,595</u> |

SUNDRY CREDITORS:

| | |
|--|------------------|
| Aspiring Minds Common Admission Test(AM) | 31,851 |
| Bhagya Lakshmi Enterprises | 5,976,072 |
| Nuvepro Technologies | 53,324 |
| Pranava Tech Solutions | 31,000 |
| Sound Line | 59,000 |
| SVA Security Services | 81,675 |
| | <u>6,232,922</u> |

OUTSTANDING LIABILITIES:

| | |
|----------------------------------|--------------------|
| Caution Deposit | 2,451,000 |
| JNTUH Affiliation Fee Payable | 1,230,000 |
| JNTUH Common Service Fee Payable | 4,552,000 |
| PF Payable | 240,509 |
| Professional Tax Payable | 46,100 |
| Salaries & Wages Payable | 365,237,561 |
| Staff Welfare Association CMRIT | 78,500 |
| TDS Payable | 1,165,804 |
| | <u>375,001,474</u> |



For M.G.R. Educational Society

C. Suresh Reddy
Secretary

[Signature]

MGR EDUCATIONAL SOCIETY (CMR INSTITUTE OF TECHNOLOGY)

BALANCE SHEET SCHEDULES AS ON 31-03-2020

DEPOSITS:

| | |
|-------------------------------------|------------|
| Electricity Deposit | 424,109 |
| HDFC Fixed Deposit - 50300347703659 | 10,268,790 |
| HDFC Fixed Deposit - 50300350772607 | 2,568,213 |
| HDFC Fixed Deposit - 50300350773001 | 10,576,807 |
| HDFC Fixed Deposit - 50300350773652 | 2,569,240 |
| HDFC Fixed Deposit - 50300356898950 | 10,565,019 |
| HDFC Fixed Deposit - 50300356898880 | 2,567,402 |
| HDFC Fixed Deposit - 50300356900710 | 2,568,427 |
| HDFC Fixed Deposit - 50300356901558 | 2,569,454 |
| HDFC Fixed Deposit - 50300356903120 | 2,570,480 |
| HDFC Fixed Deposit - 50300358397847 | 2,572,526 |

49,820,466

PUR. & ADVANCES & RECEIVABLES:

| | |
|---------------------------|-------------|
| Accured interest | 457,526 |
| Income Tax Refundable | 300,000 |
| Research Funds Receivable | 1,287,000 |
| TDS Receivable | 1,581,939 |
| Tuition Fee Receivable | 131,288,012 |
| Sundry Debtors | 263,242 |

135,177,719

INTER TRANSFER RECEIPTS:

| | |
|-----------------------------|-----------|
| CMR College of Engg & Tech. | (225,222) |
| CMR College of Pharmacy | 5,796,662 |

5,571,440

CASH & BANK BALANCES:

| | |
|----------------------------|-----------|
| Hdfc Bank - 16402320000160 | 4,001,331 |
| Hdfc Bank - 16408640000021 | 2,154,417 |
| Hdfc Bank - 50100190232243 | 97,130 |
| Hdfc Bank - 50200031367880 | 2,016,016 |
| ICICI Bank - 279801000244 | 126,212 |
| SBI - 30532849525 | 3,597,175 |
| SBI - 3898623680 | 24,594 |
| Cash Balance | 274,206 |

12,291,081



For M.G.R. Educational Society

C. Lynd Reddy
Secretary

[Signature]

MGR EDUCATIONAL SOCIETY (CMR INSTITUTE OF TECHNOLOGY)

FIXED ASSETS SCHEDULE AS ON 31-03-2020 .

| PARTICULARS | DEP. RATE | OP.BAL. 01-04-2019 | ADDITIONS | | TOTAL | DEPRECI- ATION | W.D.V. |
|------------------------|-----------|-----------------------|------------------|------------------|--------------------|-------------------|------------------------|
| | | | BEF.SEP.19 | AFT.SEP19 | | | CLG.BAL. 31-03-2020 |
| LAND | | 10,775,310 | - | - | 10,775,310 | | 10,775,310.00 |
| BUILDINGS & CIVIL WORK | 10% | 103,940,267 | 4,002,613 | 1,957,489 | 109,900,369 | 10,892,162 | 99,008,206.91 |
| VEHICLES | 15% | 14,631,655 | - | 1,649,766 | 16,281,421 | 1,545,654 | 14,735,767.47 |
| COMPUTERS | 40% | 6,165,432 | 640,500 | 282,900 | 7,088,832 | 694,738 | 6,394,094.16 |
| FURNITURE & FIXTURES | 10% | 11,735,233 | 197,410 | 426,994 | 12,359,637 | 1,214,614 | 11,145,022.64 |
| GENERATOR | 15% | 936,768 | 1,950,000 | - | 2,886,768 | 288,677 | 2,598,090.93 |
| LAB EQUIPMENT | 15% | 19,323,062 | 606,436 | 1,620,255 | 21,549,753 | 2,073,963 | 19,475,790.68 |
| LIBRARY | 10% | 6,180,566 | 201,849 | 271,647 | 6,654,062 | 651,824 | 6,002,238.15 |
| OFFICE EQUIPMENT | 15% | 8,369,586 | 1,198,215 | 113,035 | 9,680,836 | 962,432 | 8,718,404.33 |
| SOLAR EQUIPMENT | 40% | 3,660,840 | - | - | 3,660,840 | 366,084 | 3,294,756.00 |
| SPORTS & EQUIPMENT | 15% | 1,337,693 | 124,300 | 47,172 | 1,509,165 | 148,558 | 1,360,607.06 |
| | | 187,056,413 | 8,921,323 | 6,369,258 | 202,346,994 | 18,838,705 | 183,508,288 |



3 Satyan

Principal
CMR INSTITUTE OF TECHNOLOGY
Kandlakoya (V), Medchal Road,
Hyderabad-501 401.



For M.G.R. Educational Society

C. Srinivas Reddy
Secretary

Augmented

FY: 2020-2021

**MGR EDUCATIONAL SOCIETY
(CMR INSTITUTE OF TECHNOLOGY)**

BALANCE SHEET AS ON 31.03.2021

| LIABILITIES | AMOUNT | ASSETS | AMOUNT |
|-------------------------|---------------------|-------------------------|---------------------|
| GENERAL FUND | 3,15,06,219 | FIXED ASSETS | 18,48,53,779 |
| SUNDRY CREDITORS | 64,27,749 | DEPOSITS | 8,87,50,622 |
| OUTSTANDING LIABILITIES | 42,91,50,747 | PUR, ADV & RECEIVABLES | 17,43,23,411 |
| | | INTER TRANSFER RECEIPTS | 1,38,57,697 |
| | | CASH & BANK BAL. | 52,99,205 |
| | <u>46,70,84,714</u> | | <u>46,70,84,714</u> |

For P R Chandra & Co.
Chartered Accountants
FRN: 0189855

CA P Ravichandra
Proprietor
M.No: 230754



For M.G.R. Educational Society

C. Ravi Prasad Reddy
Secretary

[Signature]

MGR EDUCATIONAL SOCIETY (CMR INSTITUTE OF TECHNOLOGY)

INCOME & EXPENDITURE FOR THE YEAR ENDED 31.03.2021

| EXPENDITURE | AMOUNT | INCOME | AMOUNT |
|---|--------------|---------------------------------|--------------|
| To Advertisement Charges | 18,65,122 | By Tuition Fee | 28,30,10,000 |
| To Bank Charges | 485 | By JNTU & Admission Fee | 1,15,36,500 |
| To Books & Periodicals | 3,32,801 | By NBA FEE | 89,25,000 |
| To Building Maintenance Exps (Construction) | 16,71,603 | By Transport Fee | 78,97,000 |
| To College Function / Festival Exps | 9,22,700 | By Exam Fee Received | 1,24,04,105 |
| To Computer Peripherals | 3,82,112 | By Hostel Fee | 90,29,200 |
| To Consultancy Charges | 10,75,000 | By Interest on FDR's | 30,84,881 |
| To Conference Exps | 1,25,985 | By Research Funds Received | 21,68,422 |
| To Convenor TSCET | 2,02,400 | By Non Govt Funds | 3,16,000 |
| To Covid -19 Donotion | 6,00,000 | By Consultancy Project Receipts | 36,48,700 |
| To E Journals & News Papers | 11,44,500 | By Other Receipts | 27,61,233 |
| To Electricity Charges | 9,62,689 | | |
| To Employer PF Contribution | 9,48,882 | | |
| To Exam Fee & Expenses | 30,94,484 | | |
| To Garden Maintenance | 8,53,575 | | |
| To Generator Maintenance | 4,89,521 | | |
| To Guest Faculty Remuneration | 2,30,400 | | |
| To Hostel Expenditure | 54,22,680 | | |
| To Internet Charges | 2,34,534 | | |
| To JNTU Affiliation Fee | 14,10,000 | | |
| To JNTU Common Service Fee | 46,79,500 | | |
| To JNTU Inspection Fee | 1,35,300 | | |
| To Lab Maintenance | 7,11,892 | | |
| To Meeting & Seminars | 2,79,900 | | |
| To Membership & Subscriptions | 41,995 | | |
| To Office Maintenance | 20,76,754 | | |
| To Postage & Telegrams | 2,58,991 | | |
| To Printing & Stationary | 4,00,725 | | |
| To Rates & Taxes | 9,65,084 | | |
| To Repairs & Maintenance | 9,03,860 | | |
| To Research & Development | 39,54,300 | | |
| To Salaries & Wages | 23,83,59,361 | | |
| To Scholarships | 67,40,000 | | |
| To Security Charges | 6,25,247 | | |
| To Software Exps | 4,73,769 | | |
| To Sports & Games | 1,68,000 | | |
| To Staff Development Programme | 13,44,300 | | |
| To Staff Welfare | 1,60,200 | | |
| To Student Projects & Developments | 18,65,650 | | |
| To Student Welfare | 1,12,079 | | |
| To Telephone Charges | 2,36,180 | | |
| To Training & Placement Exps | 44,48,669 | | |
| To Transport Charges | 60,700 | | |
| To Travelling & Conveyance | 1,36,958 | | |
| To TSCHE Fee | 3,11,611 | | |
| To Vehicle Insurance | 9,91,680 | | |
| To Vehicle Maintenance (Vehicle Purchase) | 27,09,426 | | |
| To Workshop Expenses | 3,15,764 | | |
| To Depreciation | 2,29,72,050 | | |

Excess of Income Over
Expenditure

2,63,71,624

34,47,81,041

34,47,81,041

For P R Chandra & Co.
Chartered Accountants
FRN: 018985S

P. Ravichandra
CA P Ravichandra
Proprietor
M.No: 230754



For M.G.R. Educational Society

C. Sankar Reddy
Secretary

[Signature]
Principal

MGR EDUCATIONAL SOCIETY
(CMR INSTITUTE OF TECHNOLOGY)

BALANCE SHEET SCHEDULES AS ON 31.03.2021

GENERAL FUND:

| | |
|---------------------------|--------------------|
| Opening | 51,34,595 |
| Add: Surplus for the Year | 2,63,71,624 |
| | <u>3,15,06,219</u> |

SUNDRY CREDITORS:

| | |
|-------------------------------|------------------|
| Bhagya Lakshmi Enterprises | 60,18,322 |
| Nuvepro Technologies | 38,369 |
| Sree Ravikiran Electricals | 48,250 |
| SSR Subscription Agency | 31,066 |
| SVA Security Services | 78,742 |
| Syed Mohituddin | 28,000 |
| Triumphant Training Solutions | 1,85,000 |
| | <u>64,27,749</u> |

OUTSTANDING LIABILITIES:

| | |
|----------------------------------|---------------------|
| Caution Deposit | 26,63,000 |
| JNTUH Affiliation Fee Payable | 14,10,000 |
| JNTUH Common Service Fee Payable | 46,79,500 |
| PF Payable | 1,42,726 |
| Professional Tax Payable | 50,400 |
| Salaries & Wages Payable | 41,24,84,385 |
| Scholarships Payable | 58,00,512 |
| Staff Welfare Association CMRIT | 77,800 |
| TDS Payable | 18,42,424 |
| | <u>42,91,50,747</u> |



For M.G.R. Educational Society

C. Srinivas Reddy
Secretary

S. Srinivas

Principal

**MGR EDUCATIONAL SOCIETY
(CMR INSTITUTE OF TECHNOLOGY)**

BALANCE SHEET SCHEDULES AS ON 31.03.2021

DEPOSITS:

| | |
|-------------------------------------|-------------|
| ELECTRICITY DEPOSIT | 4,53,269 |
| HDFC FIXED DEPOSIT - 50300451904470 | 50,00,000 |
| HDFC FIXED DEPOSIT - 50300451923586 | 51,03,465 |
| HDFC FIXED DEPOSIT - 50300451924741 | 51,03,465 |
| HDFC FIXED DEPOSIT - 50300454464996 | 50,00,000 |
| HDFC FIXED DEPOSIT - 50300454470667 | 51,03,483 |
| HDFC FIXED DEPOSIT - 50300454471670 | 51,03,483 |
| HDFC FIXED DEPOSIT - 50300462677819 | 51,01,841 |
| HDFC FIXED DEPOSIT - 50300467147274 | 25,25,585 |
| HDFC FIXED DEPOSIT - 50300467148008 | 25,25,585 |
| HDFC FIXED DEPOSIT - 50300467148698 | 25,25,585 |
| HDFC FIXED DEPOSIT - 50300474081630 | 50,51,215 |
| HDFC FIXED DEPOSIT - 50300474082669 | 50,51,215 |
| HDFC FIXED DEPOSIT - 50300474088740 | 50,51,215 |
| HDFC FIXED DEPOSIT - 50300474091375 | 25,25,608 |
| HDFC FIXED DEPOSIT - 50300474092098 | 25,25,608 |
| HDFC FIXED DEPOSIT - 50300492161782 | 50,00,000 |
| HDFC FIXED DEPOSIT - 50300492169741 | 1,00,00,000 |
| HDFC FIXED DEPOSIT - 50300492170334 | 1,00,00,000 |

8,87,50,622

PUR. & ADVANCES & RECEIVABLES:

| | |
|---------------------------|--------------|
| Accured interest | 4,39,721 |
| Advance to Suppliers | 19,34,350 |
| Research Funds Receivable | 4,45,964 |
| TCS Receivable | 11,514 |
| TDS Receivable | 2,38,979 |
| Tuition Fee Receivable | 17,12,52,883 |

17,43,23,411

INTER TRANSFER RECEIPTS:

| | |
|-----------------------------|-----------|
| CMR College of Engg & Tech. | 80,61,035 |
| CMR College of Pharmacy | 57,96,662 |

1,38,57,697

CASH & BANK BALANCES:

| | |
|----------------------------|-----------|
| Hdfc Bank - 16402320000160 | 7,576 |
| Hdfc Bank - 16408640000021 | 8,23,216 |
| Hdfc Bank - 50100190232243 | 16,28,023 |
| Hdfc Bank - 50200031367880 | 8,15,452 |
| ICICI Bank - 279801000244 | 3,37,726 |
| SBI - 30532849525 | 10,76,565 |
| SBI - 3898623680 | 1,71,381 |
| Cash Balance | 4,39,269 |

52,99,206



for M.G.R. Educational Society

[Signature]
Secretary

[Signature]

MGR EDUCATIONAL SOCIETY (CMR INSTITUTE OF TECHNOLOGY)

FIXED ASSETS SCHEDULE AS ON 31.03.2021

| PARTICULARS | DEP. RATE | OP.BAL. 01-04-2020 | ADDITIONS | | TOTAL | DEPRECIATION | W.D.V. |
|------------------------|-----------|-----------------------|------------------|--------------------|---------------------|--------------------|------------------------|
| | | | BEF.SEP.20 | AFT.SEP20 | | | CLG.BAL. 31-03-2021 |
| LAND | | 1,07,75,310 | - | - | 1,07,75,310 | - | 1,07,75,310 |
| BUILDINGS & CIVIL WORK | 10% | 9,90,08,207 | 12,68,104 | 2,03,51,739 | 12,06,28,050 | 1,10,45,218 | 10,95,82,832 |
| VEHICLES | 15% | 1,35,47,835 | - | - | 1,35,47,835 | 20,32,175 | 1,15,15,660 |
| COMPUTERS | 40% | 36,43,450 | - | 67,25,040 | 1,03,68,490 | 28,02,388 | 75,66,102 |
| FURNITURE & FIXTURES | 10% | 1,11,45,023 | - | 16,62,026 | 1,28,07,049 | 11,97,604 | 1,16,09,445 |
| GENERATOR | 15% | 24,09,516 | - | - | 24,09,516 | 3,61,427 | 20,48,089 |
| LAB EQUIPMENT | 15% | 1,75,72,646 | 2,00,000 | 10,21,014 | 1,87,93,660 | 27,42,473 | 1,60,51,187 |
| LIBRARY | 10% | 60,02,238 | - | 60,254 | 60,62,492 | 6,03,237 | 54,59,256 |
| OFFICE EQUIPMENT | 15% | 78,44,347 | 13,19,373 | 5,38,922 | 97,02,642 | 14,14,977 | 82,87,665 |
| SOLAR EQUIPMENT | 40% | 14,64,336 | - | - | 14,64,336 | 5,85,734 | 8,78,602 |
| SPORTS & EQUIPMENT | 15% | 12,24,443 | - | 42,006 | 12,66,449 | 1,86,817 | 10,79,632 |
| | | 17,46,37,351 | 27,87,477 | 3,04,01,001 | 20,78,25,829 | 2,29,72,050 | 18,48,53,779 |



(Signature)

Principal

CMR INSTITUTE OF TECHNOLOGY
Kandlakoya (V), Medchal Road,
Hyderabad-501 401.



For M.G.R. Educational Society

(Signature)
Secretary

Argumentat


FY: 2021-2022

**MGR EDUCATIONAL SOCIETY
(CMR INSTITUTE OF TECHNOLOGY)**

BALANCE SHEET AS ON 31.03.2022

| LIABILITIES | AMOUNT | ASSETS | AMOUNT |
|-------------------------|---------------------|-------------------------|---------------------|
| GENERAL FUND | 5,08,40,726 | FIXED ASSETS | 21,71,79,522 |
| SUNDRY CREDITORS | 1,67,35,406 | DEPOSITS | 12,88,76,800 |
| OUTSTANDING LIABILITIES | 49,01,84,687 | PUR, ADV & RECEIVABLES | 18,93,84,944 |
| | | INTER TRANSFER RECEIPTS | 1,28,14,697 |
| | | CASH & BANK BAL. | 95,04,855 |
| | <u>55,77,60,818</u> | | <u>55,77,60,818</u> |

For P R Chandra & Co.
Chartered Accountants
FRN: 0189855


CA P Ravichandra
Proprietor
M.No: 230754



For M.G.R. Educational Society


Secretary



Principal
CMR INSTITUTE OF TECHNOLOGY
Kandlakoya (V), Medchal Road,
Hyderabad-501 401.

MGR EDUCATIONAL SOCIETY (CMR INSTITUTE OF TECHNOLOGY)

INCOME & EXPENDITURE FOR THE YEAR ENDED 31.03.2022

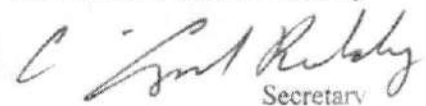
| EXPENDITURE | AMOUNT | INCOME | AMOUNT |
|---|--------------|-------------------------------|--------------|
| To Advertisement | 37,82,247 | By Tuition Fee | 32,67,60,000 |
| To AMC Charges | 3,08,270 | By JNTU & Admission Fee | 1,24,49,000 |
| To Audit Fee | 3,54,000 | By NBA FEE | 81,81,000 |
| To Bank Charges | (19,171) | By Transport Fee | 1,58,41,000 |
| To Books & Periodicals | 6,03,394 | By Exam Fee Received | 2,17,00,807 |
| To Building Maintenance Exps (Construction) | 18,20,971 | By Hostel Fee | 3,34,32,441 |
| To College Function / Festival Exps | 10,76,080 | By Research Funds Received | 25,02,536 |
| To Computer Peripherals | 12,82,020 | By Interest on FDR's | 42,87,078 |
| To Conference Exps | 24,26,886 | By Non Govt Funds | 11,48,000 |
| To Consultancy Project Exps | 6,06,757 | By Other Receipts | 28,20,870 |
| To Convenor TSECET | 1,51,200 | By Conference Amount Receipts | 5,94,579 |
| To E Journals & News Papers | 23,31,280 | | |
| To Electricity Charges | 29,57,716 | | |
| To Employees Gratuity Expenses | 1,06,24,714 | | |
| To Employer PF Contribution | 7,56,275 | | |
| To Exam Fee & Expenses | 1,18,86,394 | | |
| To Fuel for Cars | 24,15,450 | | |
| To Fuel for College Buses | 37,32,550 | | |
| To Garden Maintenance | 13,84,700 | | |
| To Generator Maintenance | 6,26,432 | | |
| To Guest Faculty Remuneration | 3,11,000 | | |
| To Hostel Expenditure | 1,94,32,666 | | |
| To Internet Charges | 5,60,000 | | |
| To Insurance Assets | 76,845 | | |
| To Insurance Staff | 51,161 | | |
| To JNTU Affiliation Fee | 15,30,000 | | |
| To JNTU Common Service Fee | 45,58,500 | | |
| To JNTU Inspection Fee | 4,28,200 | | |
| To JNTU Ratification Fee | 2,83,000 | | |
| To Lab Maintenance | 12,51,391 | | |
| To Learning Management Studio & Lecture | 4,01,500 | | |
| To Meeting & Seminars | 21,13,600 | | |
| To Membership & Subscriptions | 6,31,817 | | |
| To Office Maintenance | 26,76,917 | | |
| To Postage & Telegrams | 5,10,760 | | |
| To Printing & Stationary | 18,21,541 | | |
| To Rates & Taxes | 21,35,225 | | |
| To Repairs & Maintenance | 26,32,618 | | |
| To Research & Development | 60,11,645 | | |
| To Salaries & Wages | 25,49,93,138 | | |
| To Scholarships | 68,54,500 | | |
| To Security Charges | 10,49,023 | | |
| To Software Exps | 11,72,182 | | |
| To Sports & Games | 6,40,350 | | |



Principal
CMR INSTITUTE OF TECHNOLOGY
Kandlakoya (V), Medchal Road,
Hyderabad-501 401.



For M.G.R. Educational Society


Secretary

| | |
|---|-------------|
| To Staff Development Programme | 17,32,850 |
| To Staff Welfare | 1,51,161 |
| To Student Projects & Developments | 20,72,400 |
| To Student Welfare | 1,42,200 |
| To TAFRC Fee | 2,12,000 |
| To Telephone Charges | 3,27,549 |
| To Training & Placement Exps | 89,79,200 |
| To Transport Charges | 1,16,000 |
| To Travelling & Conveyance | 2,52,889 |
| To TSCH Fee | 2,40,400 |
| To Vehicle Insurance | 9,48,642 |
| To Vehicle Maintenance (Vehicle purchase) | 50,14,974 |
| To Workshop Expenses | 7,49,630 |
| To Depreciation | 2,82,07,165 |

Excess of Income Over Expenditure **1,93,34,507**

42,97,17,311

42,97,17,311

For P R Chandra & Co.
Chartered Accountants
FRN: 018985S

CA P Ravichandra
Proprietor
M.No: 230754



For M.G.R. Educational Society

[Signature]
Secretary

[Signature]

Principal
CMR INSTITUTE OF TECHNOLOGY
Kandlakoya (V), Medchal Road,
Hyderabad-501 401.

**MGR EDUCATIONAL SOCIETY
(CMR INSTITUTE OF TECHNOLOGY)**

BALANCE SHEET SCHEDULES AS ON 31.03.2022

GENERAL FUND:

| | |
|---------------------------|-------------|
| Opening | 3,15,06,219 |
| Add: Surplus for the Year | 1,93,34,507 |

5,08,40,726

OUTSTANDING LIABILITIES:

| | |
|---------------------------------|--------------|
| Caution Deposit | 29,79,000 |
| Gratuity Payable | 1,06,24,714 |
| PF Payable | 1,07,476 |
| Professional Tax Payable | 51,550 |
| Salaries & Wages Payable | 47,12,18,182 |
| Scholarships Payable | 30,00,000 |
| Staff Welfare Association CMRIT | 66,900 |
| TDS Payable | 21,36,865 |

49,01,84,687

SUNDRY CREDITORS:

| | |
|---------------------------------|-------------|
| Bhagya Lakshmi Enterprises | 48,33,197 |
| Mythri Techno Solutions Pvt Ltd | 1,18,21,359 |
| SVA Security Services | 80,850 |

1,67,35,406

INTER TRANSFER RECEIPTS:

| | |
|-----------------------------|-----------|
| CMR College of Engg & Tech. | 46,96,035 |
| CMR College of Pharmacy | 81,18,662 |

1,28,14,697

DEPOSITS:

| | |
|-------------------------------------|-------------|
| Electricity Deposit | 4,75,355 |
| HDFC Fixed Deposit - 50300454470667 | 52,90,944 |
| HDFC Fixed Deposit - 50300454471670 | 52,90,944 |
| HDFC Fixed Deposit - 50300462677819 | 53,04,727 |
| HDFC Fixed Deposit - 50300467147274 | 26,06,411 |
| HDFC Fixed Deposit - 50300467148008 | 26,06,411 |
| HDFC Fixed Deposit - 50300467148698 | 26,06,411 |
| HDFC Fixed Deposit - 50300474081630 | 52,31,053 |
| HDFC Fixed Deposit - 50300474082669 | 52,28,543 |
| HDFC Fixed Deposit - 50300474091375 | 26,14,271 |
| HDFC Fixed Deposit - 50300492169741 | 1,03,38,942 |
| HDFC Fixed Deposit - 50300552526663 | 25,59,810 |
| HDFC Fixed Deposit - 50300555128561 | 1,03,00,428 |
| HDFC Fixed Deposit - 50300564611821 | 50,49,907 |
| HDFC Fixed Deposit - 50300564614728 | 1,04,02,808 |
| HDFC Fixed Deposit - 50300569776390 | 1,05,03,806 |
| HDFC Fixed Deposit - 50300580373166 | 1,05,15,397 |
| HDFC Fixed Deposit - 50300580373917 | 1,06,16,507 |
| HDFC Fixed Deposit - 50300580374400 | 1,06,16,507 |
| HDFC Fixed Deposit - 50300580374946 | 1,07,17,617 |

12,88,76,800



Principal

CMR INSTITUTE OF TECHNOLOGY
Kandlakoya (V), Medchal Road,
Hyderabad-501 401.



For M.G.R. Educational Society


Secretary

MGR EDUCATIONAL SOCIETY
(CMR INSTITUTE OF TECHNOLOGY)

BALANCE SHEET SCHEDULES AS ON 31.03.2022

PUR. & ADVANCES & RECEIVABLES:

| | |
|---------------------------|---------------------|
| Accured interest | 6,14,328 |
| Advance to Suppliers | 4,00,000 |
| Research Funds Receivable | 9,53,500 |
| TCS Receivable | 13,500 |
| TDS Receivable | 7,59,518 |
| Tuition Fee Receivable | 18,66,44,098 |
| | 18,93,84,944 |

CASH & BANK BALANCES:

| | |
|----------------------------|------------------|
| HDFC Bank - 16408640000021 | 1,45,698 |
| HDFC Bank - 16402320000160 | 24,622 |
| HDFC Bank - 50100190232243 | 1,68,160 |
| HDFC Bank - 50200031367880 | 61,143 |
| ICICI Bank - 279801000244 | 3,71,583 |
| Canara Bank-110019722453 | 1,193 |
| SBI - 30532849525 | 81,25,847 |
| SBI - 38898623680 | 10,732 |
| Cash Balance | 5,95,879 |
| | 95,04,856 |



For M.G.R. Educational Society

C. Sankar Reddy
Secretary

S. Srinivas

Principal

CMR INSTITUTE OF TECHNOLOGY
Kandlakoya (V), Medchal Road,
Hyderabad-501 401.

MGR EDUCATIONAL SOCIETY (CMR INSTITUTE OF TECHNOLOGY)

FIXED ASSETS SCHEDULE AS ON 31.03.2022

| PARTICULARS | DEP. RATE | OP.BAL. 01-04-2021 | ADDITIONS | | TOTAL | DEPRECIATION | W.D.V. |
|------------------------|-----------|---------------------|--------------------|--------------------|---------------------|--------------------|---------------------|
| | | | BEF.SEP.21 | AFT.SEP.21 | | | CLG.BAL. 31-03-2022 |
| LAND | | 1,07,75,310 | - | - | 1,07,75,310 | - | 1,07,75,310 |
| BUILDINGS & CIVIL WORK | 10% | 10,95,82,832 | 1,39,20,412 | 2,13,51,241 | 14,48,54,485 | 1,34,17,886 | 13,14,36,599 |
| VEHICLES | 15% | 1,15,15,660 | 18,39,533 | 14,70,710 | 1,48,25,903 | 21,13,582 | 1,27,12,321 |
| COMPUTERS | 40% | 75,66,102 | 1,30,000 | 1,20,76,359 | 1,97,72,461 | 54,93,713 | 1,42,78,748 |
| FURNITURE & FIXTURES | 10% | 1,16,09,445 | 5,84,290 | 18,99,950 | 1,40,93,685 | 13,14,371 | 1,27,79,314 |
| GENERATOR | 15% | 20,48,089 | - | - | 20,48,089 | 3,07,213 | 17,40,876 |
| LAB EQUIPMENT | 15% | 1,60,51,187 | 15,55,145 | 6,38,529 | 1,82,44,861 | 26,88,839 | 1,55,56,022 |
| LIBRARY | 10% | 54,59,256 | 36,225 | 5,68,924 | 60,64,405 | 5,77,994 | 54,86,411 |
| OFFICE EQUIPMENT | 15% | 82,87,665 | 26,55,948 | 15,88,899 | 1,25,32,512 | 17,60,709 | 1,07,71,803 |
| SOLAR EQUIPMENT | 40% | 8,78,602 | - | - | 8,78,602 | 3,51,441 | 5,27,161 |
| SPORTS & EQUIPMENT | 15% | 10,79,632 | 42,865 | 1,73,877 | 12,96,374 | 1,81,415 | 11,14,959 |
| | | 18,48,53,780 | 2,07,64,418 | 3,97,68,489 | 24,53,86,687 | 2,82,07,165 | 21,71,79,522 |



(Signature)

Principal
CMR INSTITUTE OF TECHNOLOGY
Kandlakoya (V), Medchal Road,
Hyderabad-501 401.



For M.G.R. Educational Society

(Signature)
Secretary

FY: 2022-2023

**MGR EDUCATIONAL SOCIETY
(CMR INSTITUTE OF TECHNOLOGY)**

BALANCE SHEET AS ON 31.03.2023

| LIABILITIES | AMOUNT | ASSETS | AMOUNT |
|-------------------------|---------------------|-------------------------|---------------------|
| GENERAL FUND | 6,64,89,460 | FIXED ASSETS | 25,79,29,452 |
| SUNDRY CREDITORS | 33,12,309 | DEPOSITS | 5,33,19,961 |
| OUTSTANDING LIABILITIES | 53,51,36,630 | PUR, ADV & RECEIVABLES | 26,83,10,088 |
| | | INTER TRANSFER RECEIPTS | 1,94,81,269 |
| | | CASH & BANK BAL. | 58,97,627 |
| | <u>60,49,38,397</u> | | <u>60,49,38,397</u> |

For P R Chandra & Co,
Chartered Accountants
FRN: 018985S

P. Ravichandra
CA P. Ravichandra
Partner
M.No: 230754



For M.G.R. Educational Society



[Signature]
Secretary

[Signature]

MGR EDUCATIONAL SOCIETY (CMR INSTITUTE OF TECHNOLOGY)

INCOME & EXPENDITURE FOR THE YEAR ENDED 31.03.2023

| EXPENDITURE | AMOUNT | INCOME | AMOUNT |
|---|--------------|---------------------|--------------|
| To Advertisement | 34,83,003 | By Tuition Fee | 39,30,75,000 |
| To AICTE Fee | 2,00,000 | By Bus fee & Others | 12,36,08,410 |
| To AMC Charges | 3,14,160 | | |
| To Bank Charges | 3,779 | | |
| To Books & Periodicals | 6,74,382 | | |
| To Building Maintenance Exps (Construction) | 24,61,735 | | |
| To College Function / Festival Exps | 19,64,590 | | |
| To Computer Peripherals | 19,80,759 | | |
| To Consultancy Exps | 17,46,500 | | |
| To E Journals & News Papers | 28,77,615 | | |
| To Electricity Charges | 66,98,533 | | |
| To Employees Gratuity Expenses | 1,27,31,600 | | |
| To Employer PF Contribution | 6,06,696 | | |
| To Exam Fee & Expenses | 1,56,54,543 | | |
| To Fuel for Cars | 26,32,850 | | |
| To Fuel for College Buses | 1,12,07,813 | | |
| To Garden Maintenance | 16,35,010 | | |
| To Generator Maintenance | 8,82,573 | | |
| To Green Environmental | 51,500 | | |
| To Guest Faculty Remuneration | 3,63,550 | | |
| To Hostel Expenditure | 3,54,82,153 | | |
| To Internet Charges | 6,59,250 | | |
| To ISO Certification | 15,000 | | |
| To JNTU Affiliation Fee | 21,31,080 | | |
| To JNTU Common Service Fee | 48,50,500 | | |
| To JNTU Inspection Fee | 3,37,600 | | |
| To JNTU Ratification Fee | 1,98,000 | | |
| To Lab Maintenance | 16,11,692 | | |
| To Learning Management Studio & Lecture | 8,12,900 | | |
| To Meeting & Seminars | 24,05,850 | | |
| To Membership & Subscriptions | 10,43,920 | | |
| To NBA Exp. | 7,08,020 | | |
| To NSS Exp. | 7,66,373 | | |
| To Office Maintenance | 33,74,667 | | |
| To Postage & Telegrams | 5,41,346 | | |
| To Printing & Stationary | 33,87,575 | | |
| To Rates & Taxes | 8,21,030 | | |
| To Repairs & Maintenance | 33,27,624 | | |
| To Research & Development | 79,04,460 | | |
| To Salaries & Wages | 28,04,16,029 | | |
| To Scholarships | 1,06,00,000 | | |
| To Security Charges | 26,89,115 | | |



For M.G.R. Educational Society

[Signature]
Secretary

[Signature]

| | |
|---|-------------|
| To Software Exps | 17,83,730 |
| To Sports & Games | 13,41,496 |
| To Staff Development Programme | 21,40,906 |
| To Staff Welfare | 4,57,400 |
| To Student Projects & Developments | 25,74,500 |
| To Student Welfare | 3,52,455 |
| To Telephone Charges | 5,17,317 |
| To Training & Placement Exps | 1,72,06,392 |
| To Transport Charges | 1,39,635 |
| To Travelling & Conveyance | 3,51,381 |
| To TSCHE Fee | 2,67,350 |
| To Vehicle Insurance | 11,92,518 |
| To Vehicle Maintenance (Vehicle Purchase) | 44,30,119 |
| To Workshop Expenses | 8,27,450 |
| To Depreciation | 3,51,96,652 |

Excess of Income Over Expenditure **1,56,48,734**

51,66,83,410

51,66,83,410

For P R Chandra & Co.
Chartered Accountants
FRN: 018985S

P. Ravichandra
CA P. Ravichandra
Partner
M.No: 230754



For M.G.R. Educational Society

S. Srinivas Reddy
Secretary



S. Srinivas Reddy

**MGR EDUCATIONAL SOCIETY
(CMR INSTITUTE OF TECHNOLOGY)**

BALANCE SHEET SCHEDULES AS ON 31.03.2023

GENERAL FUND:

| | |
|---------------------------|--------------------|
| Opening | 5,08,40,726 |
| Add: Surplus for the Year | 1,56,48,734 |
| | <u>6,64,89,460</u> |

OUTSTANDING LIABILITIES:

| | |
|---------------------------------|---------------------|
| Caution Deposit | 33,41,000 |
| Gratuity Payable | 2,33,56,314 |
| PF Payable | 91,727 |
| Professional Tax Payable | 62,400 |
| Salaries & Wages Payable | 50,10,63,940 |
| Scholarships Payable | 30,00,000 |
| Staff Welfare Association CMRIT | 33,200 |
| TDS Payable | 20,04,248 |
| Exam Remuneration Payable | 52,721 |
| JNTUH Affiliation Fee Payable | 21,31,080 |
| | <u>53,51,36,630</u> |

SUNDRY CREDITORS:

| | |
|--------------------------------|------------------|
| Bhagya Lakshmi Enterprises | 24,14,367 |
| Inflibnet-Nlist | 5,900 |
| Mikrion Instruments Industries | 5,25,199 |
| SVA Security Services | 3,42,461 |
| V Ashok | 24,382 |
| | <u>33,12,309</u> |

INTER TRANSFER RECEIPTS:

| | |
|-----------------------------|--------------------|
| CMR College of Engg & Tech. | 62,62,607 |
| CMR College of Pharmacy | 1,32,18,662 |
| | <u>1,94,81,269</u> |

DEPOSITS:

| | |
|-------------------------------------|--------------------|
| Electricity Deposit | 4,97,153 |
| HDFC Fixed Deposit - 50300580374400 | 1,11,31,200 |
| HDFC Fixed Deposit - 50300580374946 | 1,12,39,984 |
| HDFC Fixed Deposit - 50300720044880 | 1,01,56,030 |
| HDFC Fixed Deposit - 50300720050682 | 1,01,48,304 |
| HDFC Fixed Deposit - 50300720053419 | 1,01,47,290 |
| | <u>5,33,19,961</u> |



For M.G.R. Educational Society

[Signature]
Secretary

[Signature]

**MGR EDUCATIONAL SOCIETY
(CMR INSTITUTE OF TECHNOLOGY)**

BALANCE SHEET SCHEDULES AS ON 31.03.2023

PUR. & ADVANCES & RECEIVABLES:

| | |
|---------------------------|--------------|
| Accured interest | 1,19,049 |
| Advance to Suppliers | 6,93,208 |
| Research Funds Receivable | 9,53,500 |
| TCS Receivable | 27,390 |
| TDS Receivable | 11,39,473 |
| Tuition Fee Receivable | 26,53,77,469 |

26,83,10,088

CASH & BANK BALANCES:

| | |
|----------------------------|-----------|
| HDFC Bank - 16408640000021 | 32,44,475 |
| HDFC Bank - 16402320000160 | 1,06,095 |
| HDFC Bank - 50100190232243 | 1,29,637 |
| HDFC Bank - 50200031367880 | 27,196 |
| ICICI Bank - 279801000244 | 50,801 |
| Canara Bank-110019722453 | 8,409 |
| SBI - 30532849525 | 18,38,477 |
| SBI - 38898623680 | 10,083 |
| Cash Balance | 4,82,455 |

68,97,628



For M.G.R. Educational Society

[Signature]
Secretary

[Signature]

MGR EDUCATIONAL SOCIETY (CMR INSTITUTE OF TECHNOLOGY)

FIXED ASSETS SCHEDULE AS ON 31.03.2023

| PARTICULARS | DEP. RATE | OP.BAL. 01-04-2022 | ADDITIONS | | TOTAL | DEPRECIATION | W.D.V. |
|------------------------|-----------|---------------------|--------------------|--------------------|---------------------|--------------------|---------------------|
| | | | BEF.SEP.22 | AFT.SEP.22 | | | CLG.BAL. 31-03-2023 |
| LAND | | 1,07,75,310 | - | - | 1,07,75,310 | - | 1,07,75,310 |
| BUILDINGS & CIVIL WORK | 10% | 13,14,36,598 | 1,67,36,107 | 1,04,82,405 | 15,86,55,110 | 1,53,41,391 | 14,33,13,719 |
| VEHICLES | 15% | 1,27,12,321 | 16,26,000 | | 1,43,38,321 | 21,50,748 | 1,21,87,573 |
| COMPUTERS | 40% | 1,42,78,748 | 64,26,925 | 8,40,250 | 2,15,45,923 | 84,50,319 | 1,30,95,604 |
| FURNITURE & FIXTURES | 10% | 1,27,79,314 | 13,41,267 | 1,75,22,200 | 3,16,42,781 | 22,88,168 | 2,93,54,613 |
| GENERATOR | 15% | 17,40,876 | 2,92,126 | 55,490 | 20,88,492 | 3,09,112 | 17,79,380 |
| LAB EQUIPMENT | 15% | 1,55,56,022 | 17,02,060 | 11,29,215 | 1,83,87,297 | 26,73,403 | 1,57,13,893 |
| LIBRARY | 10% | 54,86,411 | | 4,17,325 | 59,03,736 | 5,69,507 | 53,34,228 |
| OFFICE EQUIPMENT | 15% | 1,07,71,803 | 15,59,781 | 1,53,75,432 | 2,77,07,016 | 30,02,895 | 2,47,04,121 |
| SOLAR EQUIPMENT | 40% | 5,27,161 | | | 5,27,161 | 2,10,865 | 3,16,297 |
| SPORTS & EQUIPMENT | 15% | 11,14,958 | | 4,40,000 | 15,54,958 | 2,00,244 | 13,54,715 |
| | | 21,71,79,522 | 2,96,84,266 | 4,62,62,317 | 29,31,26,104 | 3,51,96,652 | 25,79,29,452 |



(Signature)

Principal

CMR INSTITUTE OF TECHNOLOGY
Kandlakoya (V), Medchal Road,
Hyderabad-501 401.



For M.G.R. Educational Society

(Signature)
Secretary